

## Cooper Bussmann

[Homepage](#)  
[About Cooper Bussmann](#)  
[Contact Us](#)  
[Privacy](#)  
[Legal](#)  
[Cooper Bussmann® Brand](#)  
[Site Map](#)



## AGC-8-R

Fast Acting, 1/4 X 1-1/4 Inch, Glass Tube Fuse

### Product Information

Product Type:	Fuse
Product Family:	Electronic
Brand:	Cooper Bussmann

### Recommended Products

Rec. Fuse Block:	<a href="#">S-8000 Series</a>
Rec. Inline Fuse Holder:	<a href="#">HRK</a>
Rec. Panel-mount Fuse Holder:	<a href="#">HTB Series</a>
Rec. Fuse Clips:	<a href="#">1A1907 Series</a>

### Physical Properties

Dimensions:	1.25in.(L) × 0.25in.(W) × 0in.(H)
-------------	-----------------------------------

### Certifications

[UL Listed](#)

[CSA Certified](#)

### Electrical Properties


Maximum AC Voltage:	250
Amperage Rating:	8
AC Interrupting Ratings:	<ul style="list-style-type: none"> <li>• 200 at 250V</li> <li>• 10000 at 125V</li> </ul>
Fast Acting:	Yes

# 1/4" x 1-1/4" Fuses

## AGC Series, Fast Acting, Glass Tube

### Description

- Fast-acting, glass tube
- Optional axial leads available
- 1/4 x 1-1/4 (6.3mm x 32mm) physical size
- Glass tube, nickel-plated brass endcap construction
- UL Listed product meets standard 248-14



ELECTRICAL CHARACTERISTICS	
% of Amp Rating	Opening Time
100%	None
135%	60 Minutes Maximum
200%	120 Seconds Maximum

### Agency Information

- UL Listed Card: AGC 1/500-10
- UL Recognition Card: AGC 11-45
- CSA Component Acceptance Card (Class No. 1422 30)
- CSA Certification Card (Class No. 1422 01)

### Environmental Data

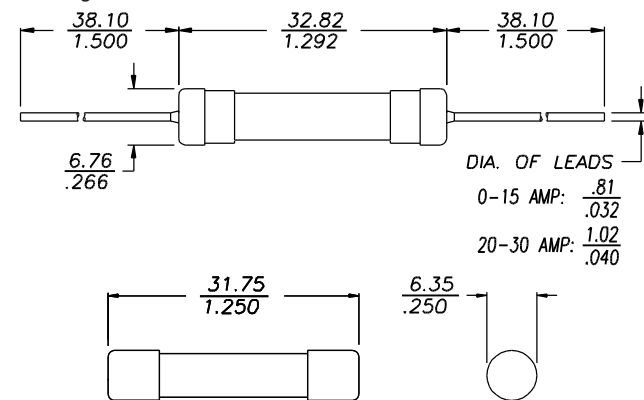
- Shock: 1/100A thru 3/4A – MIL-STD-202, Method 213, Test Condition I; 1A thru 30A – MIL-STD-202, Method 207, (HI Shock)
- Vibration: 1/100A thru 30A – MIL-STD-202, Method 204, Test Condition A (Except 5g, 500HZ)

### Ordering

- Specify packaging, product, and option code

### Dimensions (mm/in)

Drawing Not to Scale



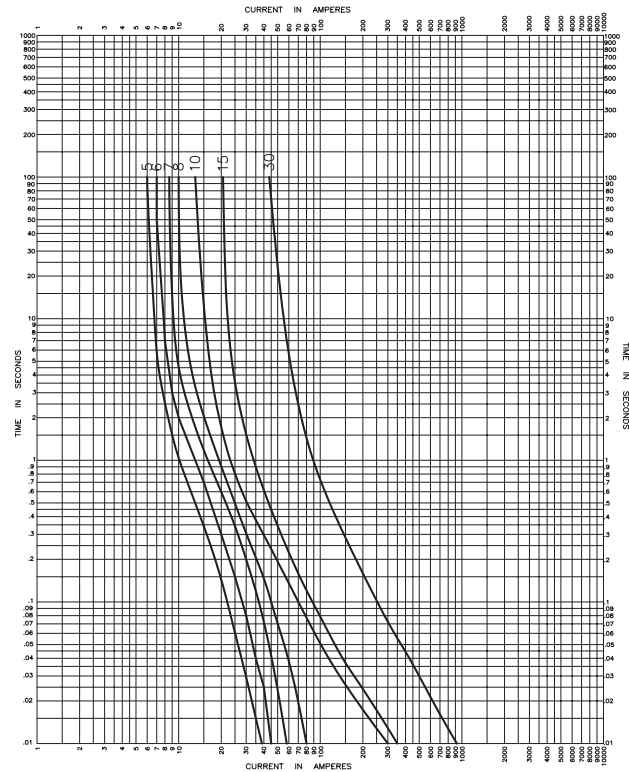
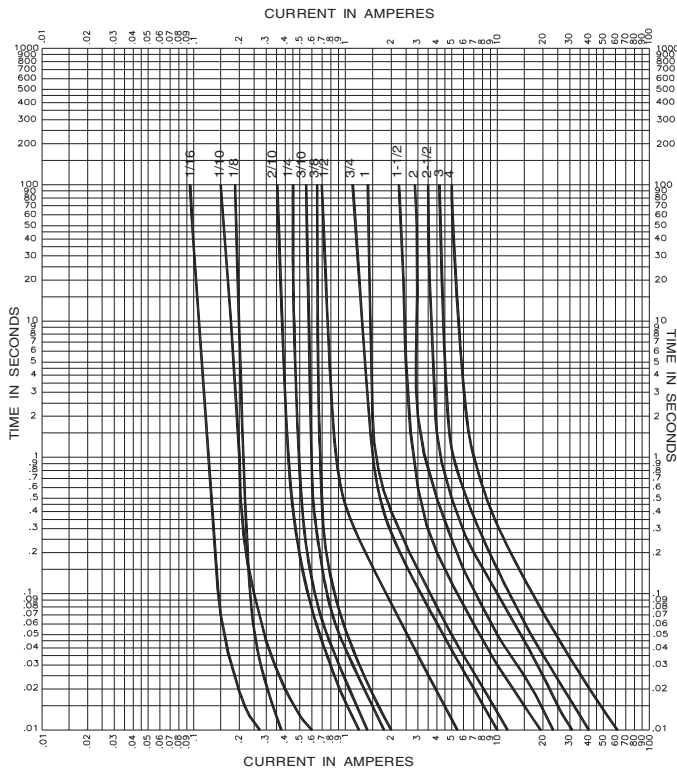
SPECIFICATIONS							
Product Code	Voltage Rating AC	AC Interrupting Rating			Typical DC Cold Resistance** (ohms)	Typical Melting I <sup>2</sup> t† AC	Typical Voltage Drop‡
		250V	125V	32V			
AGC-1/20	250V	35A	10000A	-	4.500	0.00773	0.67
AGC-1/16	250V	35A	10000A	-	29.000	0.000181	10.41
AGC-1/10	250V	35A	10000A	-	12.565	0.000787	6.00
AGC-1/8	250V	35A	10000A	-	6.800	0.00131	4.67
AGC-3/16	250V	35A	10000A	-	4.900	0.00637	4.12
AGC-2/10	250V	35A	10000A	-	3.360	0.00435	4.51
AGC-1/4	250V	35A	10000A	-	2.300	0.0148	0.89
AGC-3/10	250V	35A	10000A	-	1.670	0.0208	2.88
AGC-3/8	250V	35A	10000A	-	1.203	0.0321	4.59
AGC-1/2	250V	35A	10000A	-	0.615	0.269	0.59
AGC-3/4	250V	35A	10000A	-	0.312	0.815	0.37
AGC-1	250V	35A	10000A	-	0.190	1.615	0.31
AGC-1-1/4	250V	100A	10000A	-	0.145	0.018	0.35
AGC-1-1/2	250V	100A	10000A	-	0.115	0.0149	0.27
AGC-2	250V	100A	10000A	-	0.078	0.00509	0.28
AGC-2-1/4	250V	100A	10000A	-	0.067	0.00588	0.26
AGC-2-1/2	250V	100A	10000A	-	0.057	0.00879	0.31
AGC-3	250V	100A	10000A	-	0.045	0.0167	0.25
AGC-4	250V	200A	10000A	-	0.030	0.0305	0.22
AGC-5	250V	200A	10000A	-	0.024	0.045	0.23
AGC-6	250V	200A	10000A	-	0.020	0.071	0.23
AGC-7	250V	200A	10000A	-	0.017	0.105	0.23
AGC-7-1/2	250V	200A	10000A	-	0.0146	-	-
AGC-8	250V	200A	10000A	-	0.014	0.152	0.19
AGC-9	250V	200A	10000A	-	0.012	0.21	0.18
AGC-10	250V	200A	10000A	-	0.008	0.492	0.20
AGC-12	32V	-	-	1000A	0.0070	-	-
AGC-14	32V	-	-	1000A	0.0062	-	-
AGC-15	32V	-	-	1000A	0.006	0.566	0.14
AGC-20	32V	-	-	1000A	0.004	1.438	0.12
AGC-25	32V	-	-	1000A	0.003	2.109	0.11
AGC-30	32V	-	-	1000A	0.002	3.807	0.12
AGC-35	32V	-	-	70A	0.0014	-	-
AGC-40	32V	-	-	80A	0.0019	-	-

\*\* DC Cold Resistance (Measured at ≤10% of rated current)

† Typical Melting I<sup>2</sup>t (A<sup>2</sup>Sec) (I<sup>2</sup>t was measured at listed interrupting rating and rated voltage.)

‡ Typical Voltage Drop (Voltage drop was measured at 25°C ambient temperature at rated current)

**TIME CURRENT CURVE**



<b>PACKAGING CODE</b>	
<b>Packaging Code</b>	<b>Description</b>
<b>BK</b>	100 pieces of fuses packed into a cardboard carton with flaps folded
<b>BK1</b>	1,000 pieces of fuses packed into a cardboard carton with flaps folded
<b>BK8</b>	8,000 pieces of fuses packed into a cardboard carton with flaps folded

<b>OPTION CODE</b>	
<b>Option Code</b>	<b>Description</b>
<b>B</b>	Board Washable - Hermetically sealed to withstand aqueous cleaning
<b>V</b>	Axial leads - copper tinned wire with nickel plated brass overcaps
<b>-R</b>	RoHS compliant version